

CM3822R151R-10

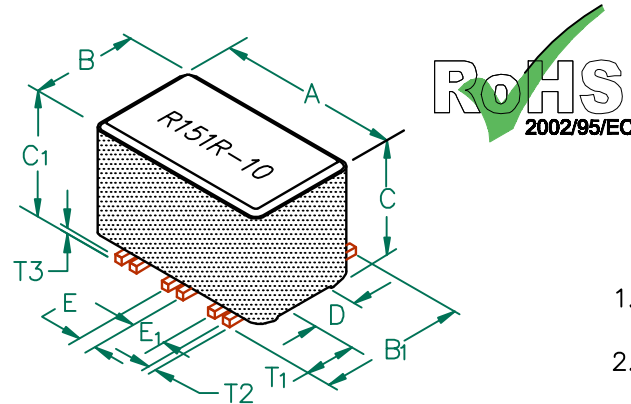


PHYSICAL DIMENSIONS:

| | | |
|----------------|-------------|---------------|
| A | 9.78 [.385] | + 0.15 [.006] |
| B | 5.72 [.225] | + 0.10 [.004] |
| B ₁ | 6.73 [.265] | MAX |
| C | 7.62 [.300] | + 0.13 [.005] |
| C ₁ | 8.40 [.330] | MAX. |
| D | 2.41 [.095] | + 0.08 [.003] |
| E | 0.89 [.035] | + 0.13 [.005] |
| E ₁ | 1.91 [.075] | + 0.13 [.005] |

WIRE:

| | | |
|----------------|-------------|---------------|
| T ₁ | 1.91 [.075] | + 0.25 [.010] |
| T ₂ | 0.38 [.015] | TYP. |
| T ₃ | 0.38 [.015] | TYP. |



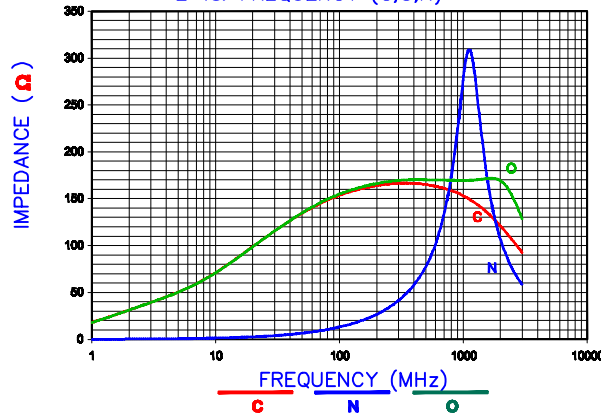
ELECTRICAL CHARACTERISTICS:

| Z @ 100MHz (Ω) | DCR (Ω) | Rated Current |
|-------------------|------------|------------------|
| Nominal | 150 | |
| Minimum | 120 | |
| Maximum | - | 0.02 |
| | | 5,000 mA |

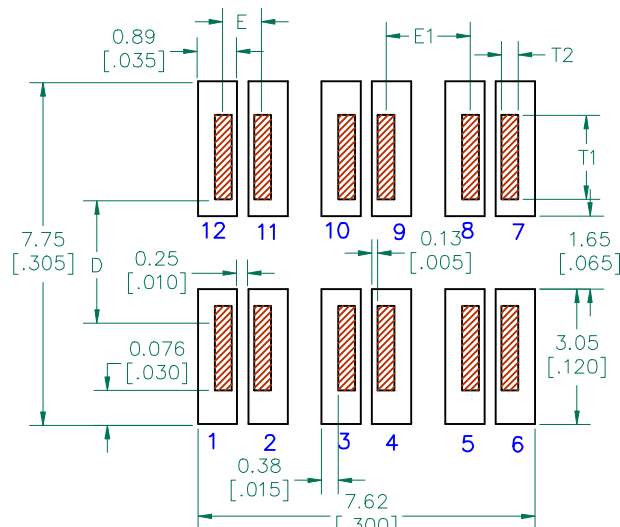
NOTES: UNLESS OTHERWISE SPECIFIED

1. TAPED AND REELED per CURRENT EIA SPECIFICATIONS 13" REELS, 600 PCS per REEL.
2. COMPONENTS SHOULD BE ADEQUATELY PREHEATED BEFORE SOLDERING.
3. REF. CARRIER TAPE SPEC. # CART3822-1P.
4. TERMINATION FINISH IS 100% TIN.
5. THIS PART HAS NO PIN POLARITY.

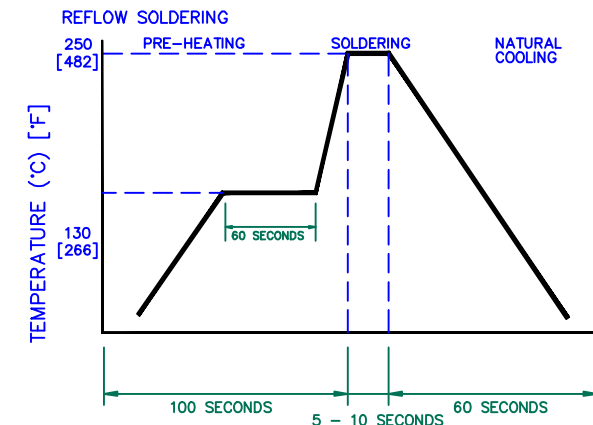
Z vs. FREQUENCY (C,O,N)



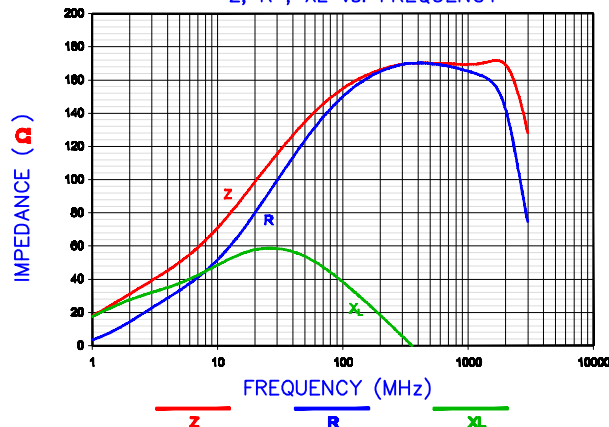
LAND PATTERNS FOR REFLOW SOLDERING



RECOMMENDED SOLDERING CONDITIONS



Z, R, XL vs. FREQUENCY



UNCONTROLLED DOCUMENT

DIMENSIONS ARE IN mm (INCHES).

THIS DOCUMENT CONTAINS INFORMATION WHICH IS PROPRIETARY AND CONFIDENTIAL TO STEWARD. NO PRODUCTION OR PUBLICATION OF THIS DOCUMENT IN WHOLE OR IN PART SHALL BE MADE WITHOUT WRITTEN AUTHORIZATION FROM STEWARD.



| | | | |
|----------------------|------------|---------------|-----------|
| PROJECT/PART NUMBER: | REV | PART TYPE: | DRAWN BY: |
| CM3822R151R-10 | C | ASSEMBLY | JRK |
| DATE: 06/01/04 | SCALE: NTS | SHEET: 2 of 3 | |
| CAD # | TOOL # | | |
| CM3822R151R-10-C-2 | H0385-1 | | |

| REV | DESCRIPTION | DATE | INT |
|-----|---------------------|----------|-----|
| C | UPDATE COMPANY LOGO | 11/29/07 | JRK |
| B | CORRECT PART WEIGHT | 01/10/05 | JRK |
| A | ORIGINAL DRAFT | 06/01/04 | JRK |